

UNITED STATES DISTRICT COURT
for the
EASTERN DISTRICT OF NEW YORK

MEDIATION REPORT

July 1, 2004 - June 30, 2005

ALTERNATIVE DISPUTE RESOLUTION

Gerald P. Lepp,
Alternative Dispute Resolution
Administrator

Alison Hartwell,
ADR Student Intern

Ethan Kuritz,
ADR Student Intern

1. The Number of Referred Cases

Between July 1, 2004 and June 30, 2005, 193 cases were referred to mediation. Of the 193 cases, 123 cases were mediated, 65 cases are still pending and 5 cases were withdrawn or dismissed.

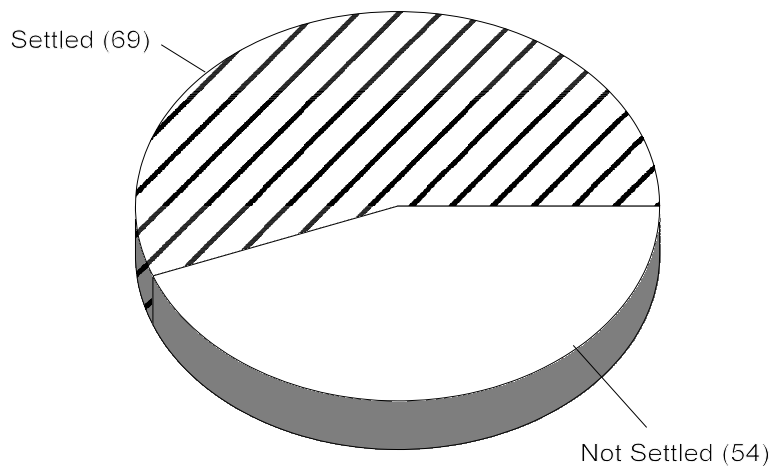
Status of Case	# of Cases
Settled	69
Not Settled	54
Pending	65
Withdrawn/etc	5
Total	193

2. The Rate of Settlement at Mediation

Of the completed cases, 69 cases or 56% were settled after mediation. This number does not reflect cases that settled after they were returned to the court.

Ratio of Mediated Cases

July 2004 - June 2005

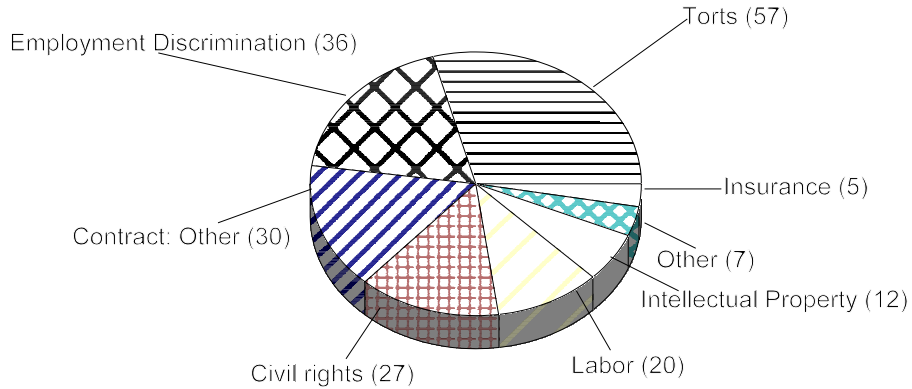


3. Mediation Referrals by Cause of Action

Causes of action for civil rights and tort combined were 62% of total mediation referrals during this period.

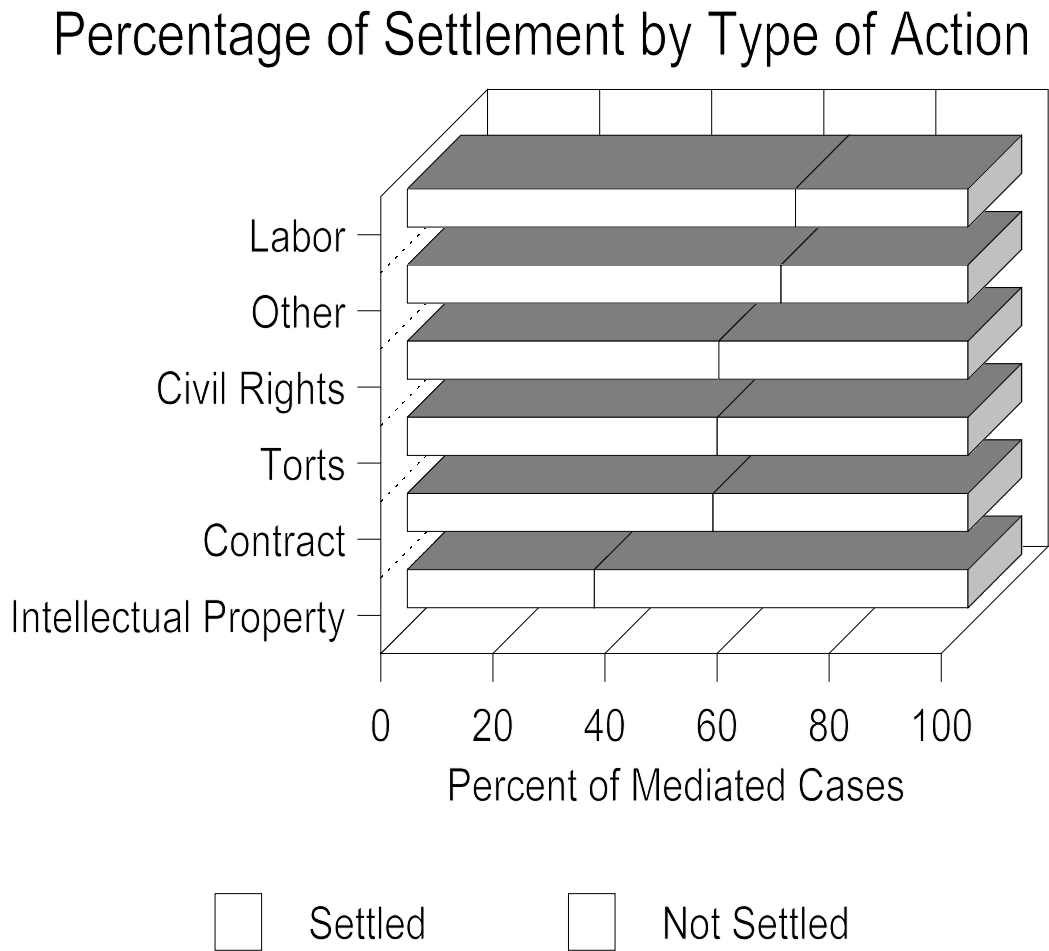
Cases Referred to Mediation

By Cause of Action



Cause of Action		# of Cases	Percentage(%)
Civil Rights	Employment Discrimination	36	20
	Other Civil Rights	27	14
Torts	Personal Injury	32	17
	Motor Vehicle	7	4
	Other Torts	18	9
Contract	Contract: Other	30	16
	Insurance	5	3
Labor	E.R.I.S.A.	9	5
	Fair Labor Standards	9	5
	Other Labor	2	1
Intellectual Property	Copyright	5	3
	Trademark Infringement	4	1
	Patent Infringement	3	1
Other		7	4
TOTAL		193	100

4. The Percentage of Settlement by Cause of Action at Mediation



Cause of Action		%		# of cases		
		Settled	Not Settled	Settled	Not Settled	Pending
Civil Rights	Employment Discrimination	54	46	14	12	10
	Other Civil Rights	58	42	11	8	8*
Torts	Personal Injury	58	42	14	10	8
	Motor Vehicle	40	60	2	3	5
	Other Torts	56	44	5	4	3*
Contract	Contract: Other	69	31	11	7	13
	Insurance	25	75	1	3	0*
Labor	E.R.I.S.A.	83	17	5	1	2*
	Fair Labor Standards	57	43	4	3	1*
	Other Labor	0	0	0	0	2
Intellectual Property	Copyright	67	33	2	1	2
	Trademark Infringement	33	67	1	2	0
	Patent Infringement	0	100	0	3	1
Other		67	33	2	1	4

* Excludes cases that were dismissed or withdrawn.

